

# W. Bellows.

## Chuck.

No. 90,487.

Patented May 25, 1869.

Fig. 1.

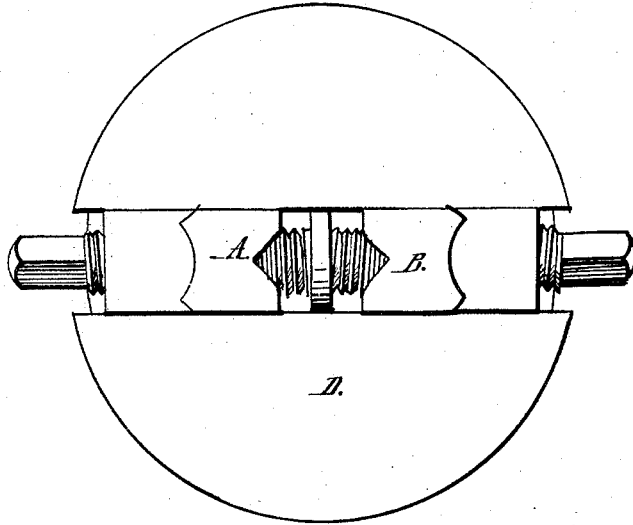


Fig. 2.

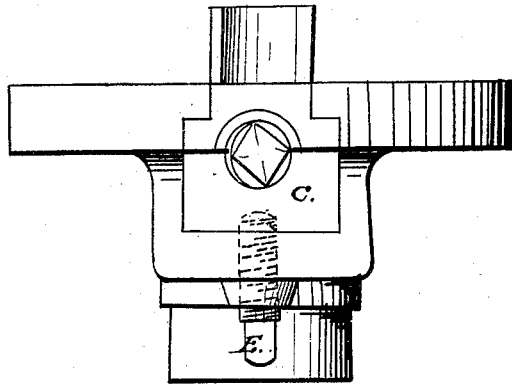
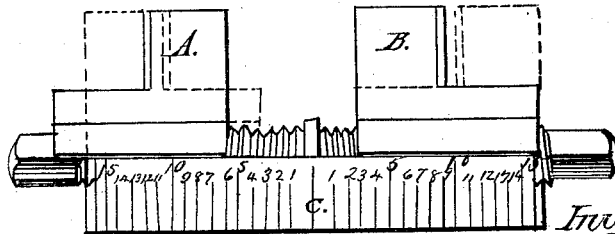


Fig. 3.



Witnesses:  
James H. Waugh  
A. M. Stout Jr.

Inventor:  
Wm Bellows  
Daniel Breed  
Atty.

# United States Patent Office.

WILLIAM BELLOWS, OF CINCINNATI, OHIO.

Letters Patent No. 90,487, dated May 25, 1869.

## IMPROVED LATHE-CHUCK.

The Schedule referred to in these Letters Patent and making part of the same.

To all whom it may concern:

Be it known that I, WILLIAM BELLOWS, of Cincinnati, in the county of Hamilton, and State of Ohio, have invented a new and useful Improvement in Chucks for Lathes; and I do hereby declare that the following is a full and exact description thereof, reference being had to the accompanying drawings, and to the letters of reference marked thereon.

My invention consists of a novel construction and arrangement of sliding bed, right and left-hand screw, and reversible jaws in a lathe-chuck.

In the accompanying drawings—

Figure 1 is a top view of my chuck, the jaws being set concentric.

Figure 2 is side view of the same.

Figure 3 is a detached view of the jaws, the right and left-hand screw, and screw-bed or follower, the jaws being set eccentric.

In the construction of my improved chuck, the jaws A and B are made in pieces separate from the follower or bed C, of the right and left-hand screw-rod H, as seen in fig. 3.

The bed C may be slid out of the face-plate D of the chuck, and then one of the jaws, say A, may be taken up from the screw and set over one or more threads of the screw, as seen in fig. 3, thus making the jaws eccentric.

By means of a scale upon the bed C the jaw may be set more or less concentric, and regulated with ease.

The bed C is fixed to the face-plate and pressed home upon the screw and the jaws by means of two set-screws, E and F, one being placed near each end of the bed C.

By the above construction the common dog or carrier may be dispensed with in almost all kinds of work.

The parts of my chuck being easily separated and also very simple in construction, the chuck is easily kept clean.

A piece of almost any form may be readily held for either boring or turning.

It will be observed that the two jaws A B may be reversed, as shown in red lines, fig. 3, thus giving the full width of the face-plate for holding a large piece when required.

By my improved chuck the expense and trouble of the common dog are entirely avoided.

Having thus fully described my invention,

What I claim, and desire to secure by Letters Patent, is—

The construction and arrangement of the sliding bed, right and left-hand screw, and jaws A and B, substantially in the manner specified, and for the purposes set forth.

WM. BELLOWS.

Witnesses:

WM. S. GRAY,  
H. LYON.